

# 700G Series

## Pressure Gauges

### Safety Information



**3-Year Limited Warranty.**  
See the Users Manual for the full warranty.

Go to [www.fluke.com](http://www.fluke.com) for more information.

To view, print, or download the latest manual supplement, visit <http://us.fluke.com/usen/support/manuals>.

A **Warning** identifies hazardous conditions and procedures that are dangerous to the user. A **Caution** identifies conditions and procedures that can cause damage to the Product or the equipment under test.

#### **⚠ Warning**

**To prevent possible fire, explosion, or personal injury:**

- **Read all safety information before you use the Product.**
- **Carefully read all instructions.**
- **Do not alter the Product and use only as specified, or the protection supplied by the Product can be compromised.**
- **Do not use the Product if it operates incorrectly.**
- **Do not use the Product if it is altered or damaged.**
- **Disable the Product if it is damaged.**
- **Avoid any action that can generate an electrostatic charge. Electrostatic discharge is an explosion hazard.**
- **Clean the Product only with a damp cloth.**

---

PN 4098606

November 2011, Rev. 1, 8/17

© 2011-2017 Fluke Corporation. All rights reserved.

Specifications are subject to change without notification.

All product names are trademarks of their respective companies.

Fluke Corporation  
P.O. Box 9090  
Everett, WA 98206-9090  
U.S.A.

Fluke Europe B.V.  
P.O. Box 1186  
5602 BD Eindhoven  
The Netherlands

ООО «Флюк СИАЙЭС»  
125167, г. Москва,  
Ленинградский проспект дом 37,  
корпус 9, подъезд 4, 1 этаж

- Do not rub the non-metallic parts of the enclosure (display overlay or holster) with a dry cloth. This action can create an electrostatic discharge.
- Only assemble and operate high-pressure systems if you know the correct safety procedures. High-pressure liquids and gases are hazardous and the energy from them can be released without warning.
- Do not use the RS-232 interface in hazardous areas. The RS-232 interface port must be sealed when used in a hazardous area.
- Substitution of components can impair suitability for hazardous locations.
- If the Product is exposed to overpressure or sudden physical shock (such as a drop), examine the Product for damage that can cause a safety concern. If necessary, return the Product to Fluke for evaluation.
- The battery door must be closed and locked before you operate the Product.
- Replace the batteries when the low battery indicator shows to prevent incorrect measurements.
- Repair the Product before use if the battery leaks.
- Be sure that the battery polarity is correct to prevent battery leakage.
- Batteries must only be changed in an area known to be non-hazardous. Explosion hazard.
- Remove the batteries if the Product is not used for an extended period of time, or if stored in temperatures above 50 °C. If the batteries are not removed, battery leakage can damage the Product.
- Have an approved technician repair the Product.
- Use replacement batteries of the same type. The replacement batteries must be the same design, chemistry, age, and manufacturer.










**⚠ Caution**

To avoid possible damage to Product or to equipment under test:

- If the display reads “OL” the range limit is exceeded and the pressure source must immediately be reduced.
- Always apply thread seal tape to the threads of the gauge to attach the gauge to the pump.
- Do not exceed the maximum torque allowed. Maximum torque allowed is 13.5 Nm = 10 lbft.

## Symbols

The table below is a list of symbols that can be used on the Product or in this document.

Symbol	Description
	WARNING - RISK OF DANGER. Consult user documentation.
	Battery status
	Battery
	Conforms to European Union directives.
	Certified by CSA Group to North American safety standards.
	Conforms to relevant Australian EMC standards.
	Conforms to relevant South Korean EMC standards.
	Conforms to the European Explosive Atmospheres (ATEX) directive.
	This product complies with the WEEE Directive marking requirements. The affixed label indicates that you must not discard this electrical/electronic product in domestic household waste. Product Category: With reference to the equipment types in the WEEE Directive Annex I, this product is classed as category 9 "Monitoring and Control Instrumentation" product. Do not dispose of this product as unsorted municipal waste.

## Ex-Hazardous Areas

An Ex-hazardous area as used in this manual refers to an area made hazardous by the potential presence of flammable or explosive vapors. These areas are also referred to as hazardous locations, see NFPA 70 Article 500.

## Specifications

### Media Compatibility

700G01, 700G02, 700G04,  
700G05, 700RG05 ..... any clean, dry, non-flammable, non-corrosive gas

All other ranges

100 psi to 1000 psi ..... any non-flammable liquids or gases compatible with 316 stainless steel

Above 1000 psi ..... any non-flammable, non-toxic, non-oxidizing liquid or gas compatible with 316 stainless steel

Battery ..... 3 x AA alkaline IEC LR6

## Temperature

Operating..... -10 °C to +55 °C (14 °F to 131 °F)

### Storage

With Batteries..... Per battery manufacturer's specification, not to exceed storage specification without batteries.

Without Batteries..... -40 °C to +70 °C (-40 °F to +158 °F)

**Relative Humidity** ..... 10 % to 95 % non-condensing

**Safety** ..... IEC 60079-0, IEC 60079-11,  
IEC 61010-1: Pollution Degree 2

**Ingress Protection Rating** ..... IEC 60529 : IP67 (with battery door seal and serial-port plug installed)

## Electromagnetic Compatibility (EMC)

International..... IEC 61326-1: Portable Electromagnetic Environment; IEC 61326-2-2  
CISPR 11: Group 1, Class A

*Group 1: Equipment has intentionally generated and/or uses conductively-coupled radio frequency energy that is necessary for the internal function of the equipment itself.*

*Class A: Equipment is suitable for use in all establishments other than domestic and those directly connected to a low-voltage power supply network that supplies buildings used for domestic purposes. There may be potential difficulties in ensuring electromagnetic compatibility in other environments due to conducted and radiated disturbances.*

*Caution: This equipment is not intended for use in residential environments and may not provide adequate protection to radio reception in such environments.*


Korea (KCC)..... Class A Equipment (Industrial Broadcasting & Communication Equipment)



*Class A: Equipment meets requirements for industrial electromagnetic wave equipment and the seller or user should take notice of it. This equipment is intended for use in business environments and not to be used in homes.*

USA (FCC) ..... 47 CFR 15 subpart B. This product is considered an exempt device per clause 15.103.

**RS-232 Interface** ..... The Serial Interface (J4) is a 3.5 mm Stereo Jack connector. Use the RS-232/USB cable sold with the 700G/TRACK Software. USB to RS-232 converter with 5 V RS-232 signals. Connection to RS-232 Interface in non-hazardous area only:  $U_i = 18\text{ V}$ ,  $P_i = 0.5\text{ W}$ .

## Compliance Marks

 ..... Class I, Div. 2, Groups A-D

 .....  II 3 G Ex ic IIB T6 Gc  
SIRA 17ATEX4160X  
Input Entity Parameters:  
 $T_a = -10\text{ °C} \dots +55\text{ °C}$   
 $U_i = 18\text{ V}$ ,  $P_i = 0.5\text{ W}$  (NON HAZARDOUS AREA)